


About the Double-Underlined Links
INTRODUCTION

home
 about
 non-technical introduction
 newsletter archive

PRIMERS

html
 MySpace html
 ad banners
 perl & cgi
 asp
 javascript
 database - sql

HTML & GRAPHICS TUTORIALS

getting started
 backgrounds
 buttons
 browser specific
 colors
 forms
 frames
 html 4.01 tags
 html 4.01 ref
 image maps
 tables
 web graphics

BEYOND HTML

asp
 cascading style sheets
 css keyword ref
 cgi scripting
 dhtml/layers
 dot net
 java applets
 javascript
 javascript keyword ref
 javascript script tips
 php
 security
 SEO
 vb script keyword ref
 webmaster tips
 webmaster projects
 webmaster toolbox
 video
 xml
 general reference pieces
 the master list

NEED HELP?

discussion boards
 mentors
 technology jobs

WEB DEVELOPMENT

earthwebdeveloper.com
 javascripts.com

[HTML Goodies](#) : [Beyond HTML](#) : [Webmaster Tips](#) : [Must Have: Internet Explorer Web Developer Toolbar](#)

Download: Get Started with XenServer for Free, Right Now. It's not a demo. It's not a trial. It's datacenter-ready. If you need advanced virtualization management, including automated high availability & advanced storage, check out XenServer.

Must Have: Internet Explorer Web Developer Toolbar

By [Tyme](#)

Pucker up, Web developers. You will want to kiss Bill Gates on the lips for this one.

I recently stumbled upon the [Internet Explorer Web Developer Toolbar](#), which bears a release date of 5/9/2007, and we've been happy together ever since. It is the kind of tool that likely was birthed from a [Web developer's](#) a-ha moment followed by the thought "It's so obvious. Why didn't I think of it sooner."

Oh, sure, a 100% standards compliant browser would be even better, but this little gem will [help developers](#) - from beginner to advanced -- navigate the still turbulent waters of structural markup.

This lightweight (only 624 KB) add-on by [Microsoft](#) pins unobtrusively and compactly above the taskbar (as shown above), or can be floated on demand, or hidden completely. Simply slide the top resize bar to see detail, when applicable.

The toolbar features will apply to whatever Web page is in the main browser window. It will help you troubleshoot layout issues, fine-tune CSS, analyze the page's DOM, and validate your work. Sometimes a developer just becomes blurry eyed staring at code and can overlook the obvious. How many times have you spent way too much time in this scenario. Meet your new best friend: Internet Explorer Web Developer Toolbar 1.0.

For beginners, it also serves as a great learning aid. Browse to a favorite Web page and dissect its construction easily with the toolbar features. The graphical nature of the toolbar - color-coded highlighting and bordering, for example - provide a great visual reference, which is accompanied by the associated source code. Moreover, because the tool will deliver the code for one element (or more) at a time, the viewer need not be overwhelmed by scanning through pages and pages of code to find that coded sweet spot.



Solutions The Solutions for Technology Professionals

Free Trial: SQL Backup Pro
Sponsored by Red Gate
 Exceptional DBAs make the most of their office hours. That's why they love Red Gate SQL Backup Pro. Its faster, smaller, secure SQL Server backups mean more time spare to accomplish more tasks and professional training. Make time to be an Exceptional DBA. Download it now! >>

Free Trial: SQL Toolbelt
Sponsored by Red Gate
 The SQL Toolbelt is a set of twelve powerful and intuitive tools that will help you burn through SQL Server chores with astonishing speed and accuracy. Download it now! >>

Download: SQL Backup Evaluation Center
Sponsored by Red Gate
 Download the T-SQL scripts in the SQL Backup Evaluation Center to compare Red Gate SQL Backup Pro's compressed backups with the size of backups created using native SQL Server. Download it now! >>

Web Development Daily Newsletter

Your e-mail!


[SIGN-UP](#)

[Other Related Newsletters](#)

Become a Partner

[Get Your Six Sigma Certification](#)

Premium Marketing Solutions



Business EMail

Resources

[VOIP](#)

3 Months Free Hosting

Your trusted Web Host since 1997

MANAGED SERVICES

Colocation and Data Center Experts

TechInsurance

Business Insurance for the IT services industry.

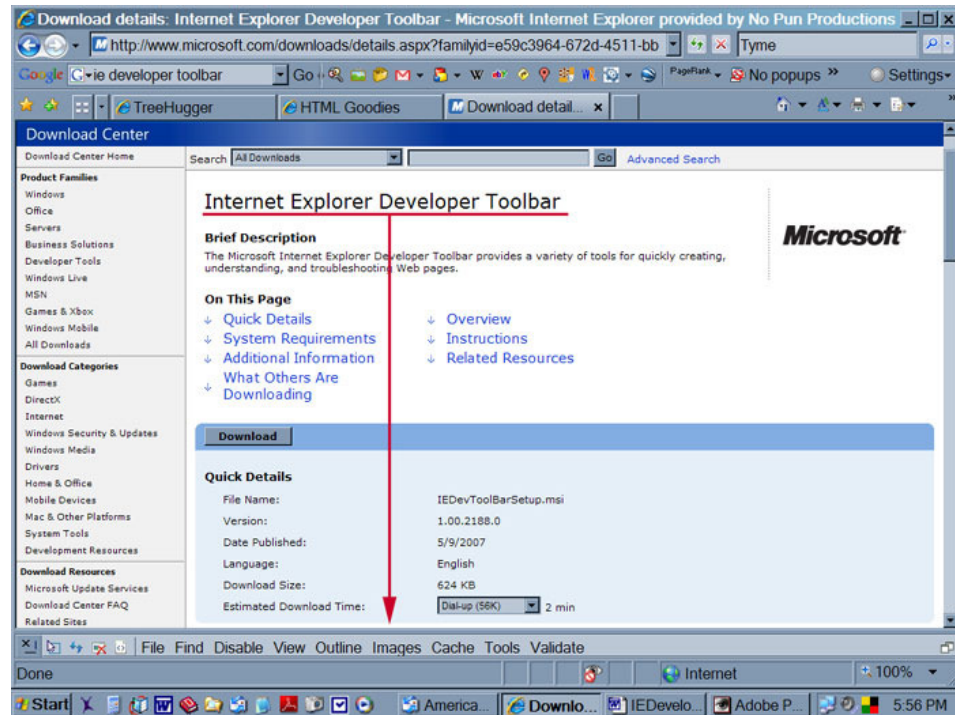
Microsoft Video: [Search Engine Optimization](#)
Learn the tools & how to put them into action >>

FREE DOWNLOAD!

Windows Server 2008 R2 Trial

internet.commerce

[Dedicated Servers](#)
[Run Cloud Apps](#)
[Monitor Spring Apps](#)
[Desktop Computers](#)
[IP Services](#)
[Business Liability prepaid calling card](#)
[Dedicated Servers](#)
[Car Donations](#)
[PDA Phones & Cases](#)
[Business Email](#)
[Cell Phones](#)
[Calling Cards](#)
[Run Enterprise Java](#)



What's In It For Me?

The features as described by Microsoft include the following:

- ▶ Explore and modify the document object model (DOM) of a [Web page](#).
- ▶ Locate and select specific elements on a Web page through a variety of techniques.
- ▶ Selectively disable Internet Explorer settings.
- ▶ View HTML object class names, ID's, and details such as link paths, tab index values, and access keys.
- ▶ Outline tables, table cells, images, or selected tags.
- ▶ Validate HTML, CSS, WAI, and RSS Web feed links.
- ▶ [Display image](#) dimensions, file sizes, path information, and alternate (ALT) text.
- ▶ Immediately resize the browser window to a new resolution.
- ▶ Selectively clear the browser cache and saved cookies. Choose from all objects or those associated with a given domain.
- ▶ Display a fully featured design ruler to help accurately align and measure objects on your pages.
- ▶ Find the style rules used to set specific style values on an element.
- ▶ View the formatted and syntax colored source of HTML and CSS.

How Will This Help Me?

FILE: The only option here is Undo All, which will disable your selections. Since you can turn on several features at a time, this is a convenient reset device.

FIND: This option allows you to locate a code block by clicking on a particular section of the displayed Web page or by searching for an element by type, class, id, or name.

When I [build a Web site](#), I assign an id to at least each parent element and a class to every element. It is much easier to do this from the start. Doing so, however, leads to many names to keep in mind.

If an element is not behaving as you expect, click on it and check to be sure that the necessary class has been assigned to it. Expand the toolbar to see the particulars about that element.

DISABLE: Straight forward, this option allows you to turn off Script, Popup Blocker, or All CSS. Hmmm. I guess that this feature is for illustrating just how bland the Worldwide Web would be without CSS.

VIEW: With the View feature, you can analyze source:

- *DOM by Page*
- *DOM by Element*
- *DOM by Element + Styles*
- *Original (all page source code).*

You also can view:

- *Class and ID Information*
- *Link Paths*
- *Link Report*
- *Tab Indexes*
- *Access Keys*
- *CSS Selector Matches*

Source code is formatted with indents and syntax color code for easy review.

When invoked, Viewing Class and Id Information, Link Paths, Tab Indexes, and Access Keys appear as highlighted blocks on the displayed Web page in your browser. You can show one or more at a time; each appears in a different color for easier differentiation. Hover over the highlighted reference point to read the detail in tool tip.

Expand the toolbar area, by dragging the resize bar upward, to see the guts and the glory for things as the DOM information. Reports, such as CSS Selector Matches, will open in a popup window, while Link Report will open in your default Web editor as an XML file. This is useful for sitemap creation.

OUTLINE: The Outline feature is chocked full of troubleshooting goodness, and is one of the go-to features. No more setting an element border in your stylesheet -- only to have to undo -- to debug layout issues. From the Outline menu, select an element to be outlined, and it will be so. Choose from preset menu options or add your own element with a color of your choice. As with other toolbar features, color-coding is used to differentiate the element types, and you can show as many or as few at once as you would like.

The tool is perfect for sorting out DIV issues, and especially useful when working with floated elements that can give you puzzling results. Internet Explorer Developer Toolbar is worth the download just for this handy tool.

IMAGES: This feature tells you everything that you want to know about the images on the viewed page:

- Disable Images
- Show Image Dimensions
- Show Image File Size
- Show Image Path
- View Alt Text
- View Image Report

I find the quick reference of image size particularly convenient.

The Alt Text viewing is a great overview of how well you have incorporated keywords into your alt attributes. You are incorporating keywords in your alt attributes, right?

The [View Image](#) Report option generates an XML file listing all the images on the page.

CACHE: The Cache feature is sexier than you might think. It includes the following handy options:

- Always Refresh From Server
- Clear Browser Cache
- Clear Browser Cache For This Domain
- Disable Cookies
- Disable Session Cookies
- Clear Cookies For Domain
- View Cookie Information

Love the many options here, especially Always Refresh From Server - the most accurate way to view your revisions. The selective cache clearing gives the developer control over the domain, while leaving other open sites intact.

TOOLS: There are a few options here that warrant a couple more layers of lip balm, namely Show Color Picker and Show Ruler.

So, there you are loitering around Treehugger.com when you realize that their green is exactly the green you want for your new Web site. No worries. Faster than you can pick your nose, you can pick the color (identified by both RGB and hex code values) using the eyedropper. You can even copy it for pasting into your stylesheet or [Photoshop](#) color selector.

Show Ruler is a great tool for determining absolute positioning values, for example. Perhaps you have just started laying out your page and you have the masthead in place. You want to position your next element from the top, but how many pixels would you need? Just whip out your Show Ruler option and map the distance. This option has several other components, each of which can be color-coded so that you can easily use them in multiples:

- Snap to X/Y Axis
- Snap to Element
- Hide Tick Marks
- Hide Endpoints





The Tools feature also offers browser window Resize with preset values as well as a custom option. Admittedly, this option does not seem to work well. But, hello, Color Picker!

VALIDATE: No surprise what this feature offers. The menu options link off to known validators and include:

- HTML
- CSS
- Feeds
- Links
- Local HTML
- Local CSS
- Accessibility (WAI Checklist and Section 508 checklist)
- Multiple Validators

I give the Internet Explorer Developer Toolbar a Pucker-Up Rating of 10. What are you waiting for? Start downloading!


Next week, learn about a similar tool for Firefox called the Firefox Web Developers Extension.

Tools:  Email  Print  DiggThisStory  del.icio.us

Add [htmlgoodies.com](#) to your favorites

 MY Yahoo!  Windows Favorites

Add [htmlgoodies.com](#) to your browser search box

 IE 7 |  Firefox 2.0 |  Firefox 1.5.x

Receive news via our XML/RSS [feed](#)  XML  RSS

3 Comments (click to add your comment)

By [chips4058](#) February 19 2009 3:54 PMPDT

Can The Old Girl Really Learn This

The Age OF Aquarius
Is IE8 as good as Firefox 3?
Where can I practice besides Dreamweaver CS3 or CS4
Thank you, Chips

 [Reply to this comment](#)



[Reply by Tyme](#) May 17 2009 5:32 PMPDT

Sure you can learn! Age of Aquarius and all. If you haven't already, take advantage of all the free web space (Internet service provider, GoDaddy, etc.) and use that space to play and learn.



By [Helina Truong](#) November 23 2009 2:50 PMPDT

How do you find the object, or type, value, id, name for the Window Internet Explorer in the IE developer Toolbar.

 [Reply to this comment](#)



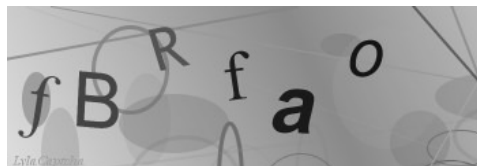
 **Comment and Contribute**

Your name/nickname

Your email

XHTML: You can use these tags: <u> <i>

(Maximum characters: 1200). You have characters left.



Please type the alphanumeric characters above and click "Submit" to continue. What's this?

I cannot read this. Please generate a

[See our comment policy.](#)



CRYSTAL REPORTS[®]
SERVER

TRUSTED TO JUST WORK
NOW SUPPORTS HUNDREDS OF USERS AT UP TO 30% OFF

FREE TRIAL >>



The Network for Technology Professionals

Search:

[About Internet.com](#)

Copyright 2010 QuinStreet Inc. All Rights Reserved.

[Legal Notices](#), [Licensing](#), [Permissions](#), [Privacy Policy](#).

[Advertise](#) | [Newsletters](#) | [E-mail Offers](#)

Solutions

Whitepapers and eBooks

Microsoft PDF: Discover the Advantages of Desktop Virtualization
Microsoft Application Virtualization (App-V) Helps IT Managers Save Time and Effort by Delivering Applications Virtually
Article: An Introduction to Hyper-V Virtualization
Protecting Lost or Stolen PCs
Microsoft PDF: 12 Ways to Reduce Costs with SQL Server 2008
Article: Create a Contact List Application with Multi-Touch

PDF: Getting Ahead of Malware
Microsoft PDF: What's New in SQL Server 2008 R2
Microsoft PDF: The Total Economic Impact Of Microsoft Exchange 2010
Microsoft PDF: Fact-Based Comparison of Hosted Services: Google vs. Microsoft
Microsoft PDF: Improve Communications and Collaboration
MORE WHITEPAPERS, EBOOKS, AND ARTICLES

Webcasts

The Intel PC Total Cost of Ownership Estimator
Video: Disable Lost PCs and Data Remotely

Intel Video: Protecting Lost or Stolen PCs
MORE WEBCASTS, PODCASTS, AND VIDEOS

Downloads and eKits

HP PartnerONE | SolutionsINFINITE

MORE DOWNLOADS, EKITS, AND FREE TRIALS

Tutorials and Demos

Microsoft Unified Communications Demo
Article: Explore Application Lifecycle Management Tools in Visual Studio 2010
Internet.com Hot List: Get the Inside Scoop on IT and Developer Products
Microsoft is in the Cloud: What does that Mean for the Data Professional

New Security Solutions Using Intel(R) vPro(TM) Technology
All About Botnets
MORE TUTORIALS, DEMOS AND STEP-BY-STEP GUIDES